

PANELS

LAMIERA (METALSHEET) RANGE


Metal Sheet machinery safety guards, 1mm thickness, are point-welded on the frame which comes in two sizes:



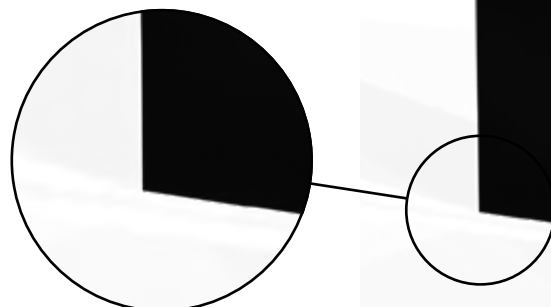
These guards are employed when the danger area is close and prevention from dust, sparks or liquid leaks is needed or when operators need guarding in welding areas. Distance from danger area can be as little as 0mm.

The panel is provided with a standard hole to house toughening captive fixing screws and other accessories.

250 400 700 800 1000 1200 1500 (mm)



METAL SHEET THICKNESS: 1mm




COMPATIBILITY

Panel fixing system - META posts and VITERIA posts

COLOURS (RAL)

Panels undergo epoxy coating



Other colours upon request

* For guards at a height lower than 1400 mm, extra safety measures apply as required by UNI EN ISO 13857 standard.

CODE STRUCTURE

VFPA. ^① **LAMI** ^② **20** ^③ **.0250** ^④ **0960**

①	PANEL
LAMI	Metal Sheet Range
②	FRAME SECTION (mm)
20	20x20
30	30x30
③	BASE (mm)
250 400 700 800 1000 1200 1500	
④	HEIGHT (mm)
960 1500 1900 2200 2400	

ISO 14120

Statement of conformity TÜV Nord : DM - 124554-17
in combination with META posts

Self-certification
in combination with VITERIA posts

ISO 3834-3

Welding 3834-3 ICIM : 3834-100009-00

Impact test UNI EN ISO 14120



Access Protection guards have passed the dynamic resistance test from impacts outside the danger area. Test was performed using the PENDULUM TEST procedure as required by **UNI EN ISO 14120** standard.